

VRK and HRK Kits

Vertical and Horizontal Rigging Kits for EVF and EVH Loudspeakers



VRK and HRK Kits for the EV-Innovation (EV-I) Loudspeaker Systems

All EVF and EVH loudspeaker systems incorporate heavy-duty M10-1.5 threaded attachment points on each enclosure. These attachment points work in conjunction with the optional VRK and HRK rigging kits. The rigging kits allow the user to rig multiple systems together in horizontal and vertical configurations. The horizontal and vertical rigging kits are an open-ended design, meaning that any system in the EVF and EVH families can rig to any other. The vertical and horizontal rigging plates give the user ultimate flexibility for splay angles from 0° to 45° in 5° increments (0° to 20° for VRK-2 and HRK-2 kits). This system was designed to allow the end user to construct a loudspeaker cluster to fit nearly any application.

Number of Systems that Can Be Safely Rigged Together

For vertical and horizontal cluster weight limits and possible cluster combinations, refer to section 6.0 of the *EVF/EVH User Manual*.

Labeling

All rigging plates are alpha labeled; Tables 3-5 must be used to match the letter to the angle required. Plate position refers to the placement; short in front means the short plate is closest to the grille, long in front means that the long plate is installed closest to the grille. Arrow direction refers to the arrows printed on the plate; arrow points toward grille, arrow points toward input panel.

Hardware Kit

M10 fasteners and washers are included for both the horizontal and vertical rigging kits. The vertical kits have additional M5 fasteners and washers for the stabilizer bar.

⚠ CAUTION ⚠

Loudspeakers should be suspended overhead only in accordance with the procedures and limitations specified in the *EVF/EVH User Manual* and possible manual update notices. Systems should be suspended with certified rigging hardware by an authorized rigging professional and in compliance with local, state, and federal overhead suspension ordinances.

| Model Number | Color | Function |
|-------------------|-----------------|---|
| VRK-1B/ VRK-1W | Black/ White | Vertical rigging kit for EVF full-range and low-frequency systems |
| VRK-2B/ VRK-2W | Black/ White | Vertical rigging kit, EVF full-range and low-frequency systems to EVF subwoofer or EVH full-range systems |
| VRK-3B VRK-3W | Black/ White | Vertical rigging kit for EVH full-range systems and EVF subwoofer |

Table 1:

Vertical rigging kits for EVF and EVH systems

| Model Number | Color | Function |
|-------------------|-----------------|---|
| HRK-1B/ HRK-1W | Black/ White | Horizontal rigging kit for EVF full-range and low-frequency systems |
| HRK-2B/ HRK-2W | Black/ White | Horizontal rigging kit, EVF full-range and low-frequency systems to EVF subwoofer or EVH full-range systems |
| HRK-3B/ HRK-3W | Black/ White | Horizontal rigging kit for EVH full-range systems and EVF subwoofer |

Table 2:

Horizontal rigging kits for EVF and EVH systems



EVF-to-EVF Cluster

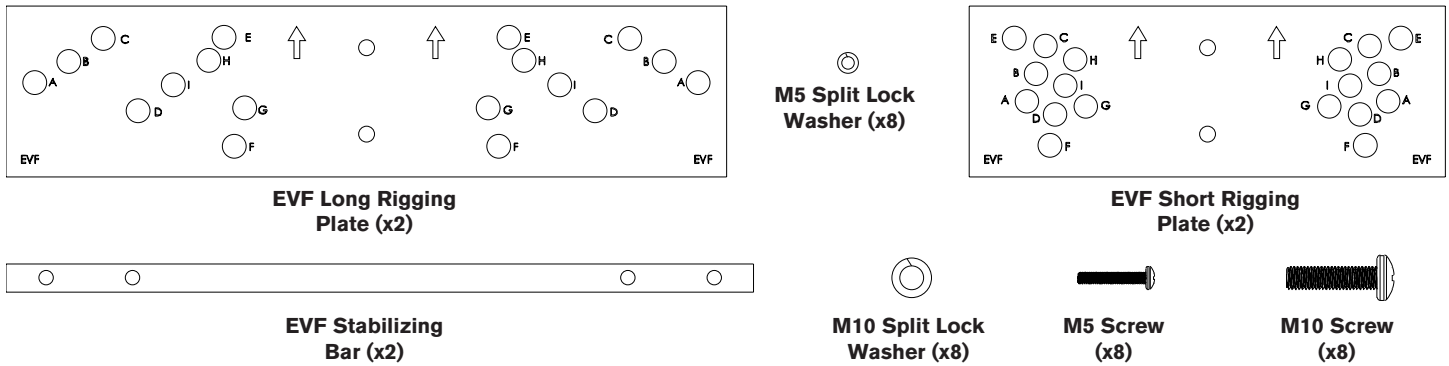


Figure 1a:
VRK-1 rigging kit with parts identified

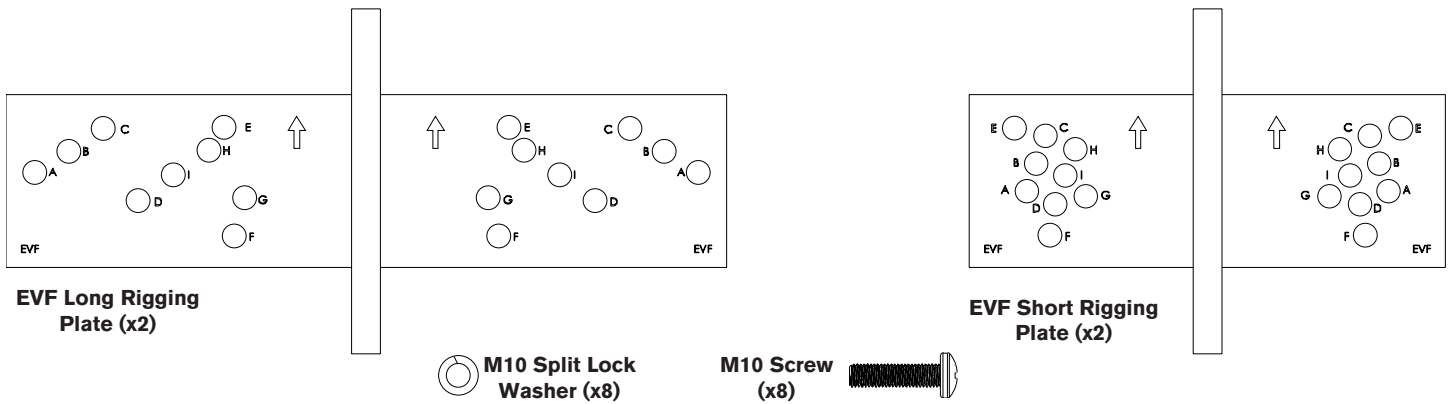


Figure 1b:
HRK-1 rigging kit with parts identified

| Letter | Rigging-Plate Position | Arrow Direction (applies to both rigging plates) | Angle |
|--------|------------------------|--|-------|
| A | Short in front | Toward grille | 0° |
| B | Short in front | Toward grille | 5° |
| C | Short in front | Toward grille | 10° |
| D | Short in front | Toward grille | 15° |
| E | Long in front | Toward input panel | 20° |
| F | Long in front | Toward input panel | 25° |
| G | Long in front | Toward input panel | 30° |
| H | Long in front | Toward input panel | 35° |
| I | Long in front | Toward input panel | 40° |
| D | Long in front | Toward input panel | 45° |

Table 3:
For EVF full-range and low-frequency (not subwoofer) systems using VRK-1 or HRK-1 rigging kits

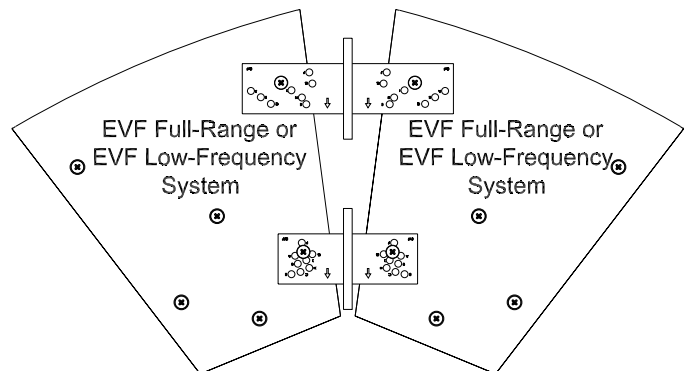


Figure 1c:
Sample cluster using EVF full-range or low-frequency (not subwoofer) systems (45° splay angle using HRK-1 kit shown)

EVF-to-SUB Cluster

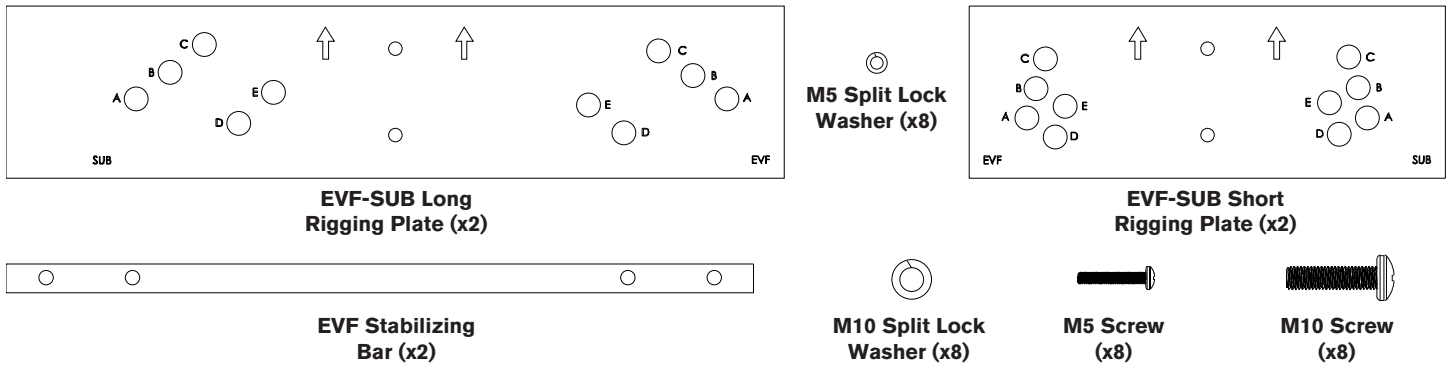


Figure 2a:
VRK-2 rigging kit with parts identified

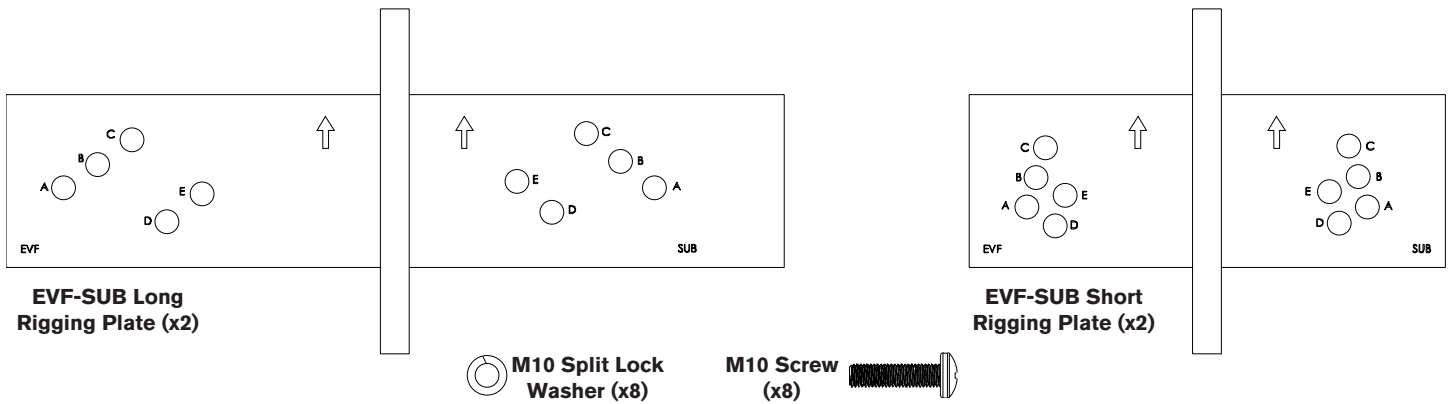


Figure 2b:
HRK-2 rigging kit with parts identified

| Letter | Rigging-Plate Position | Arrow Direction (applies to both rigging plates) | Angle |
|--------|------------------------|--|-------|
| A | Short in front | Toward grille | 0° |
| B | Short in front | Toward grille | 5° |
| C | Short in front | Toward grille | 10° |
| D | Short in front | Toward grille | 15° |
| E | Short in front | Toward grille | 20° |

Note: EVF to SUB plates are asymmetrical, they must be flipped over to change from the left side to right side. Due to differences in weights and center-of-gravity locations, this plate is only recommended for 3-wide horizontal clusters (EVF-SUB-EVF).

Table 4:

For clustering EVF full-range and low-frequency systems to EVF subwoofers and EVH full-range using VRK-2 or HRK-2 rigging kits

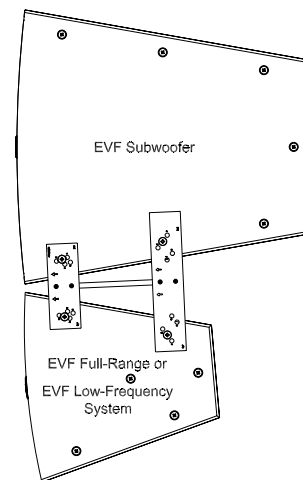
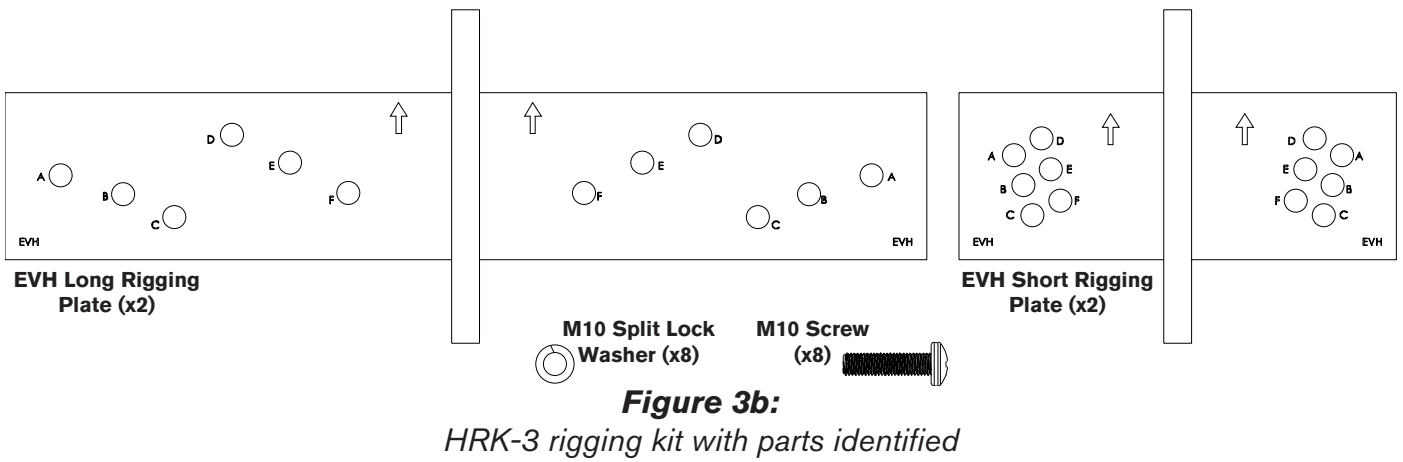
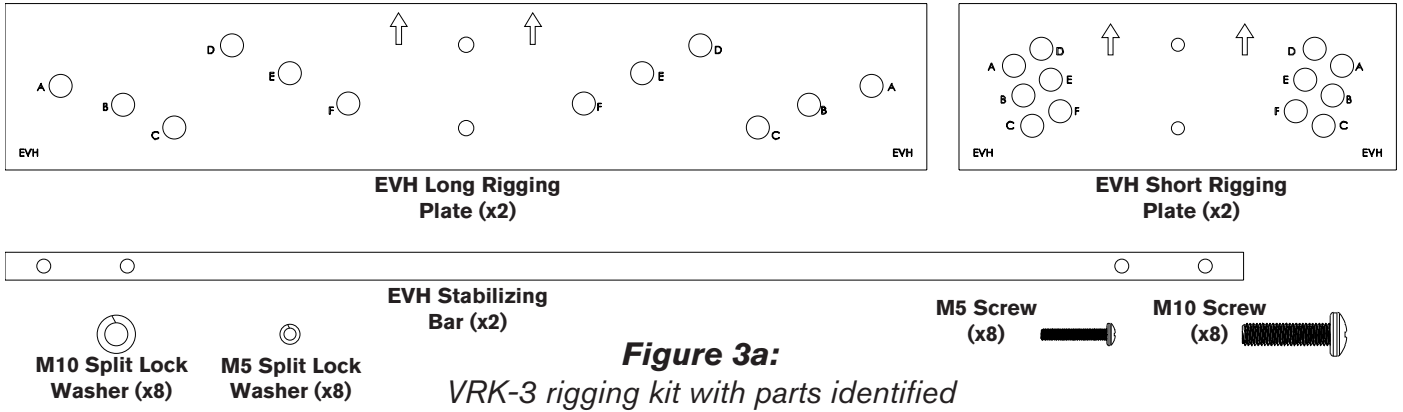


Figure 2c:
Sample cluster using EVF full-range or low-frequency systems to EVF subwoofers (5° splay angle using a VRK-2 kit shown)

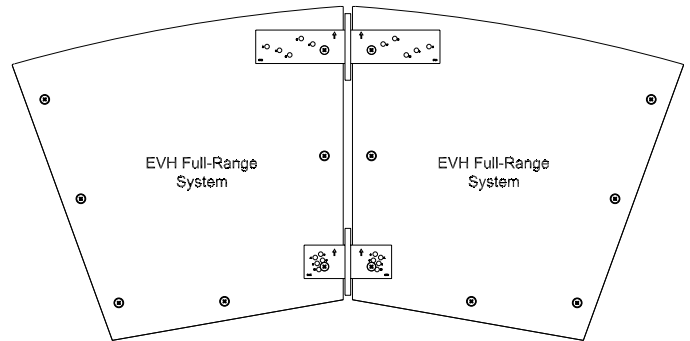
EVH-to-EVH Cluster



| Letter | Rigging-Plate Position | Arrow Direction (applies to both rigging plates) | Angle |
|--------|------------------------|--|----------|
| A | Short in front | Toward grille | Not Used |
| B | Short in front | Toward grille | 0° |
| C | Short in front | Toward grille | 5° |
| D | Short in front | Toward grille | 10° |
| E | Short in front | Toward grille | 15° |
| F | Short in front | Toward grille | 20° |
| A | Long in front | Toward input panel | 45° |
| B | Long in front | Toward input panel | 40° |
| C | Long in front | Toward input panel | 35° |
| D | Long in front | Toward input panel | 30° |
| E | Long in front | Toward input panel | 25° |
| F | Long in front | Toward input panel | 20° |

Table 5:

For clustering EVH systems and EVF subwoofers using VRK-3 or HRK-3 rigging kits



Electro-Voice®

12000 Portland Avenue South, Burnsville, MN 55337
Phone: 952/884-4051, Fax: 952/884-0043

www.electrovoice.com

© Bosch Communications Systems 06/2009

Part Number LIT000351 Rev A

U.S.A. and Canada only. For customer orders, contact Customer Service at:
800/392-3497 Fax: 800/955-6831

Europe, Africa, and Middle East only. For customer orders, contact Customer Service at:
+ 49 9421-706 0 Fax: + 49 9421-706 265

Other International locations. For customer orders, Contact Customer Service at:
+ 1 952 884-4051 Fax: + 1 952 887-9212

For warranty repair or service information, contact the Service Repair department at:
800/685-2606

For technical assistance, contact Technical Support at: **866/78AUDIO**

Specifications subject to change without notice.